







Week 1	<p>I have carefully read and thought about the book.</p> <p>I have written my sentences using capital letters correctly.</p> <p>I have used past tense correctly in a sentence.</p> <p>I have practised the spellings and handwriting activities.</p>	
Week 2	<p>I have read my book to someone else with increasing fluency.</p> <p>I have written a letter to a friend using simple sentences.</p> <p>I have written sentences using words given.</p> <p>I have practised the spellings and handwriting activities.</p>	
Week 3	<p>I have read the book and thought about the characters.</p> <p>I have written the next part of the story.</p> <p>I have written sentences leaving spaces between my words.</p> <p>I have practised the spellings and handwriting activities.</p>	
Week 4	<p>I have reread the story and answered the questions.</p> <p>I have written instructions in a list.</p> <p>I have written sentences leaving spaces between my words.</p> <p>I have practised the spellings and handwriting activities.</p>	
Week 5	<p>I have talked about how a poem makes me feel.</p> <p>I have written a poem using my own experiences.</p> <p>I have formed my letters correctly so I can read them.</p> <p>I have practised the spellings and handwriting activities.</p>	



At Ark Curriculum Partnerships, we have a team of experts from Mathematics Mastery, English Mastery and Curriculum Partnerships working together on weekly plans which children and families can use. These plans will help children continue with their learning and structure their week.

This booklet consists of weekly tasks in all areas of English: reading, writing, grammar, spellings and handwriting. Please help your child draw up a timetable for the week. Please support them by encouraging them to share their work and read with you.



How do I use the booklet?

- Set aside time each week to complete the tasks. You don't have to do one every day.
- Take your time to read and understand the extract. Ask an adult if you need help understanding the text.
- Read the instructions and questions carefully before you start a task.



How do the lessons work?

Below are some suggested timings.

- **Reading** - 30 minutes
- **Writing** - up to **30** minutes
- **Grammar** - **15** minutes
- **Spelling** - **15** minutes
- **Handwriting** – **10** minutes



Can parents, carers and siblings help?

Yes, of course! Family members can help in the following ways:

- Read the extracts with you aloud.
- Gather all the exciting and difficult words you want to find out about or use in your writing and put them on display.
- Help you with the planning of the story
- Write a story at the same time as you. You could then compare your stories and check each other's writing.



What else can I do if I love writing and I want more of a challenge?

- Keep writing sentences, news, stories, poems, letters, posters, instructions and diaries using your own ideas.
- Explore www.lovereading4kids.co.uk or www.newsela.com to find other extracts to read and write about.

These packs include the wonderful resources from:



LoveReading
4 KIDS SHARING BOOK LOVE



newsela

Week 1: Reading and writing prompts

Book from Home

Reading

Read the book you have brought home.

Tell me 3 things that happen in the story.

You can either think, talk or write about the questions

1. Who is the author?
2. What was your favourite part of the story and why?
3. Who is your favourite character and why?


Writing

Think about last week. Write five sentences about last week and draw a picture to go with it.


What did you do last week?

What did you play?

Who did you see?



Remember to start sentences with a capital letter and to include finger spaces.



Week 1: Grammar and spelling prompts

Grammar

Write sentences using the following past tense verbs:

went sat played ate shouted

Example: I ate a delicious chocolate cake.

Spelling

Practise each word by rewriting it 3 times. Say it aloud as you write it.

Monday

Tuesday

Wednesday

Thursday

Friday

Saturday

Sunday

Can you make the words using something different? Try using a whiteboard/tablet, sand or twigs.

Handwriting

Practise writing the spelling words in your neatest handwriting. Remember to begin with a capital letter.

Monday



Week 2: Reading and writing prompts

Book from Home

Reading

Choose another book from home, school or from www.lovereadings4kids.com

Before reading:

Look at the front cover.

What do you think this book will be about? What do you think is going to happen?

After reading:

What happened in the story? Was it what you thought?

What was your favourite part of the story and why?

Writing


Write a letter to a friend or family member who you are not able to see at the moment.

Start the letter with **Dear** _____,

End the letter with **From** _____.

Tell them what you have been doing.

Ask them some questions, for example How are you? What have you been watching on TV?



Week 2: Grammar and spelling prompts

Grammar

Write some sentences with the following words in:

help helper helped helping

Example: I like to help with the washing up.

Spelling

Practise each word by rewriting it 3 times. Say it aloud as you write it.

like play
went cooks
read tidy

Can you write it creatively? Try using a paint brush in water, magnetic letters or chalk on the path.

Handwriting

Practise writing the spelling words in your neatest handwriting.

like



Week 3: Reading and writing prompts

Acorn Wood

Reading

Read pages 1 to 4 of Acorn Wood.

You can either think, talk or write about the questions.

1. How many characters are there?
2. What game did Hen and Pig play?
3. Which character wrote letters to his friends?
4. What is different about Rabbit's home?
5. Which character is your favourite and why?

Writing

Look at page 1 and 2 of Acorn Wood.

Write two sentences about what you think Frog and Tortoise might be doing.

Write the next two pages of the story including Mole and Tortoise's actions.

Use the other pages of the story to help you.



Week 3: Grammar and spelling prompts

Grammar

Write sentences with the following words:

breakfast lunch drink fruits food

Example: I had jam on toast and orange juice for breakfast.

Spelling

Practise each word by rewriting it 3 times. Say it aloud as you write it.

lunch
cake
eat
milk


munch
bake
bread

Can you make the words using something different? Try using crayons, Lego or glitter.

Handwriting

Practise writing capital letters from A to Z.

A A A A



Week 4: Reading and writing prompts

Acorn Wood

Reading

Read last week's story again, Acorn Wood.

You can either think, talk or write about the questions.

1. Which characters read Bear's letter?
2. What game were Hen and Pig playing?
3. What is your favourite game to play with your friends and why?

Extension: Make a list of games you enjoy playing.

Writing

Write instructions for a game. Example: Hide and Seek.
Use these words to tell someone in order what you do.

First,

Then,


After,

Finally,

Finish these sentences to tell people what they need to remember to do or not do.

Remember you need to

Remember you can't



Week 4: Grammar and spelling prompts

Grammar

Write sentences using the following words:

red blue green black yellow

Example: My dog has a blue and green collar.

Spelling

Practise each word by rewriting it 3 times. Say it aloud as you write it.

bank
honk
sunk


think
sink
sank

Can you make the words using something different? Try using paint, play-doh or leaves.

Handwriting

Practise writing the spelling words in your neatest handwriting.

bank



Week 5: Reading and writing prompts

Out and About – A First Book of Poems

Reading

Read the first two poems in *Out and About – A first Book of Poems: 'Cold' and 'Wind'*

Draw a picture of what are they about.

Read them again out loud to your family.

Talk about how do they make you feel.

Writing


Read through the colour poem (on the next page).

Then create your own poem about two colours.

Here are some things you could include.

- description of the colours (bright/dull)
- how the colours might feel (rough/smooth)
- objects those colours (grass/leaves)
- an emotion the colours make you think of (happy/sad)

Copy your poem in your neatest handwriting onto paper and draw the colourful objects to decorate it.



Week 5: Writing

Writing

Colour Poem

*Red is an apple.
Red is a cherry.
Red is a rose
And a ripe strawberry.*

*Blue is the sky,
Blue is the sea.
Blue is a flower
And a juicy blueberry*

*Yellow is a banana,
Yellow is the sun.
Yellow is a happy face
And a warm sticky bun*



Week 5: Grammar and spelling prompts

Grammar

Write sentences using the spelling words in the box below.

Example: I read a book about a cat.

Spelling

Practise each word by rewriting it 3 times. Say it aloud as you write it.

cat

hat

book

cook

sink


pink

Can you make the words using something different? Try using string, felt tips or pebbles.

Handwriting

Practise writing the spelling words in your neatest handwriting.

book



Extracts

Weeks 3 and 4

Acorn Wood


Extract from [lovereading4kids](https://www.lovereading4kids.com): find out more about the book and the author



Week 5

Out and About poems

Extract from [lovereading4kids](https://www.lovereading4kids.com): find out more about the book and the author



Say hello to the friends from Acorn Wood.
They have lots of fun together.



Fox



Hen



Rabbit



Pig



Blackbird



Dormouse



Badger



Frog



Squirrel



Mole



Bear



Tortoise



Mouse



Hen and Pig are friends.




They like playing hide and seek.
Can you find Hen?



Bear writes letters to his friends.



Squirrel and Mole read the letters.
They love to get post from Bear.



Blackbird and Pig are going to visit their friend.



Hello, Rabbit!
Rabbit makes them a nice warm drink.

Helping your children choose books they will love



Lovereading4kids.co.uk is a book website created for parents and children to make choosing books easy and fun

Extracts taken from
Out and About
A First Book of Poems

Written & Illustrated by
Shirley Hughes

Published by
Walker Books Ltd

All Text is Copyright © of the Author and/or Illustrator

Please print off and read at your leisure.





Cold

Cold fingers,
Cold toes,
Pink sky,
Pink nose.
Hard ground,
Bare trees,
Branches crack,
Puddles freeze.
Frost white,
Sun red,
Warm room,
Warm bed.





Wind

I like the wind.

The soft, summery, gentle kind,
The gusty, blustery, fierce kind.

Ballooning out the curtains,
Blowing things about,
Wild and wilful everywhere.

I do like the wind.

