

Mini Mash – a parents guide

Mini Mash is a platform designed for learners aged 3-5, where children can learn through play. Mini Mash is set out just like an early learning setting, mirroring the areas of learning which your child may be familiar with. This includes an indoor and an outdoor area, which you can access by clicking on the purple door. All these different areas, as in a real-life setting, are linked to the key areas of learning and development in early years.



As you move around the space, you will hear the children naming the different areas of learning. Within each area, you will find lots of different resources which should support most of the common topics covered in early years.

Areas inside:

Reading and Writing – By clicking on the teacher or the two children on the floor, your child will access activities to develop their reading and writing skills. They can create their own stories, practice their alphabet and sound recognition, and write words using their phonics skills.

Numbers and counting – By clicking on the boy with the blocks, you are taken to the maths area. Here, children can practice number recognition, record their counting on a variety of 2count picture graphs, and explore measuring.

Games – Clicking on the table, your child will find some different games linked to a range of early years topics.

Simple City – Clicking on the cityscape picture on the wall takes you to Simple City. Simple City allows your child to explore, discuss and ask questions about different areas in the community. Areas in Simple City include the vets, the garden centre, the zoo, the farm and many others.

Paint projects – Hanging from the ceiling you will see a variety of paintings which when clicked, take you to different paint projects where your child can experiment with coloured and textured pens. There is also the option for them to mark-make or write words if they wish to.

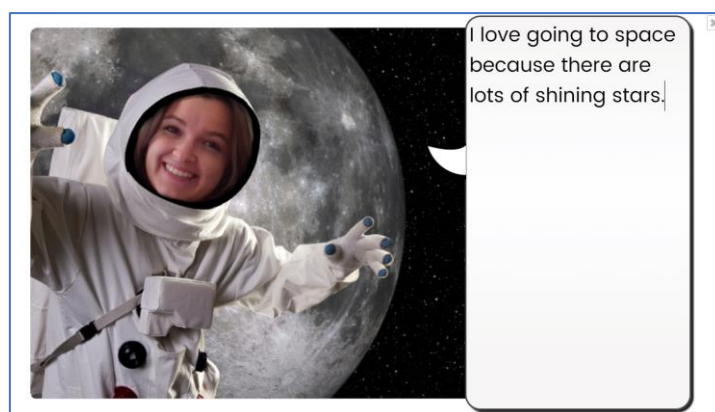


Areas outside:

Music – In the music area, children can practice their expressive art skills using 2Beat and 2Explore. They can produce and record their own music sequences, exploring beat and rhythm with a wide variety of different sounds.

Drawing and painting – In this area, there are a wealth of different paint projects which your child can explore and experiment with independently.

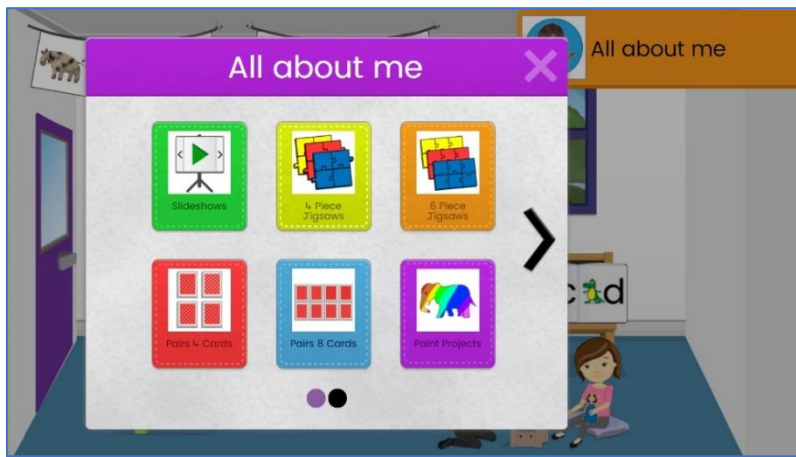
Roleplay – The ‘Mashcams’ here allow children to take a picture of themselves and imagine themselves as a variety of different characters. This can be an excellent exercise for children to develop their communication, imagination and self-confidence. Children can draw, record their voice, mark-make using the pens or type their own words about what their character might be feeling or saying.



The children can also click on other objects both inside and outside to cause simple sounds and animations, such as the sun in the window, or the aeroplane in the sky. When the clock is clicked, it becomes larger so children can begin to learn how to tell the time.

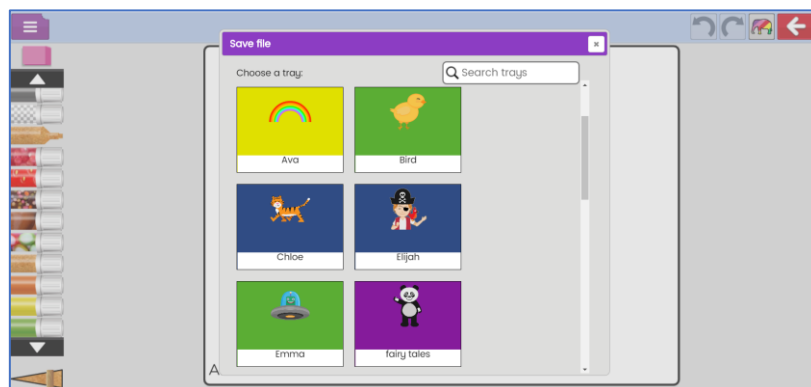
Topic Pins:

Your child’s teacher can set topic pins which contain activities linked to the topics relevant to your child’s learning. In the pictures, you will see the topic pin, ‘All about Me’. When you click on this pin, you will see a range of resources linked to the topic for your child to explore. Other topic pins include Fairy Tales, Minibeasts, Pirates and Space.



Saving your child's work:

Any work that your child does on Mini Mash, excluding Simple City, can be saved. If you click on the purple icon at the top left of the screen or the red arrow on the top right, you will be given the option to 'Save'. Clicking here, you will see the pupil's trays. When your child is familiar with which tray is theirs, they will be able to save their work there independently.



At any point, a child may look through their saved work by clicking on the trays in the main room, which will take them to their own tray.

