

Home learning in Reception






Each child will have received labelled home-learning packs, they have been printed and put together by the Reception team. Each pack is labelled with a week and day e.g. Week 1 Monday which will help to indicate when the work should be done. We have included a whiteboard, whiteboard pen, pencil and exercise book.

Each work pack includes:






- Fine motor challenge
- Literacy challenge
- Maths challenge
- Rainbow challenge
- Colouring challenge

We have also included a timetable to support you in structuring blended learning.

This timetable is a guide to help you support your child whilst they are participating in blended learning. This timetable is similar to our usual school day. All of the **paper based packs** will be available as a copy from the School office or to print from the Purple Mash blog. Each of the packs have been labelled into weeks and days e.g. Week 1 Wednesday. Please try only complete the work set for that day. If you have any questions please ask ☺.

8:50am	<p>Tim Have a go at writing your name!</p> <p>Pick a fine motor activity</p> <ul style="list-style-type: none"> Using a spray bottle to water plants/paint Pouring activities, moving water from one object to another Threading pasta onto a lace Building blocks including Lego Making small objects with Playdoh <p>Or a morning job (check your paper pack)</p>
9:00am	<p>Say what day is, what the date is and check the weather for the day.</p> <div style="display: flex; justify-content: space-around;">   </div>
9:15am	Go outside!
9:40am	<p>Rainbow challenge</p> <p>Have a go at the literacy activity check your paper pack!</p>
10:10am	<p>Phonics</p> <p>Go through the speedy sound book</p> <div style="display: flex; justify-content: space-around;">   </div> <p>https://www.youtube.com/channel/UCo7HlqY2oA_rFCGq9GdsQ</p> <p>Look at You Tube clip to recap/relearn the set 1 sounds.</p>
	<p>Snack and break!</p> 

This timetable is a guide to help you support your child whilst they are participating in blended learning. This timetable is similar to our usual school day. All of the **paper based packs** will be available as a copy from the School office or to print from the Purple Mash blog. Each of the packs have been labelled into weeks and days e.g. Week 1 Wednesday. Please try only complete the work set for that day. If you have any questions please ask ☺.

11:00 am	<p>Flashcards and reading</p> <p>Ditty sheet</p> 
11:20 am	Purple mash activity or teach a teddy what you have learnt today.
12:00	Wash your hands and get ready for lunchtime!
1:00	<p>Snappy maths</p> <p>Say your numbers up to 20 and back down again.</p> <p>https://www.youtube.com/channel/UCo7HlqY2oA_rFCGq9GdsQ</p>  <p>Rainbow challenge</p> <p>Have a go at the maths activity check your paper pack!</p>
1:15	Go outside!
2:00	<p>Check out the blog for your afternoon activity!</p>  <p>Frozen planet</p>
2:15	<p>Watch an Art Hub clip and have a go at following the instructions to draw it.</p> 
2:30	<p>Story time!</p> <p>Choose your favourite stories to read</p> 

Purple Mash

<https://www.purplemash.com/sch/standrewshd6>

You can access the Purple Mash website using the website address. You will have received your unique username and password in your home/school record.



St Andrew's Church of
England (VA) Infant School

null

[Not my school, choose another?](#)

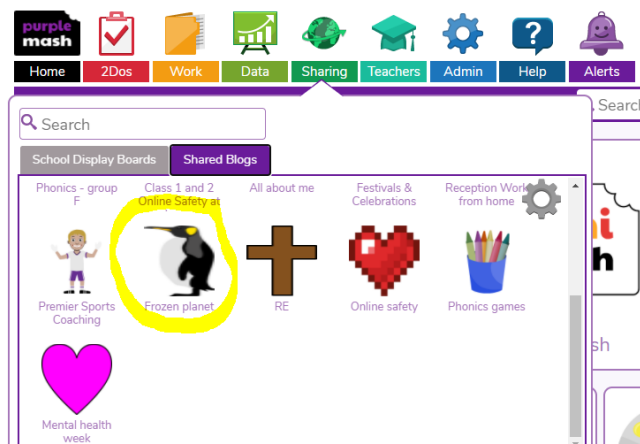
simple

The login interface for Purple Mash. It features two light blue input fields for username and password. Below these is a large purple button labeled "Log in". At the bottom, there are three smaller buttons: "Forgot password?", "Having trouble?", and "Register Parent".

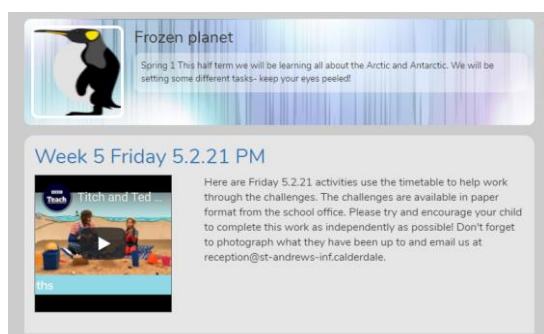
Once you have gained access to Purple Mash, you will have alerts to be completed, these are activities set by the staff. When you click on the alert, it will take you directly to an activity to complete.



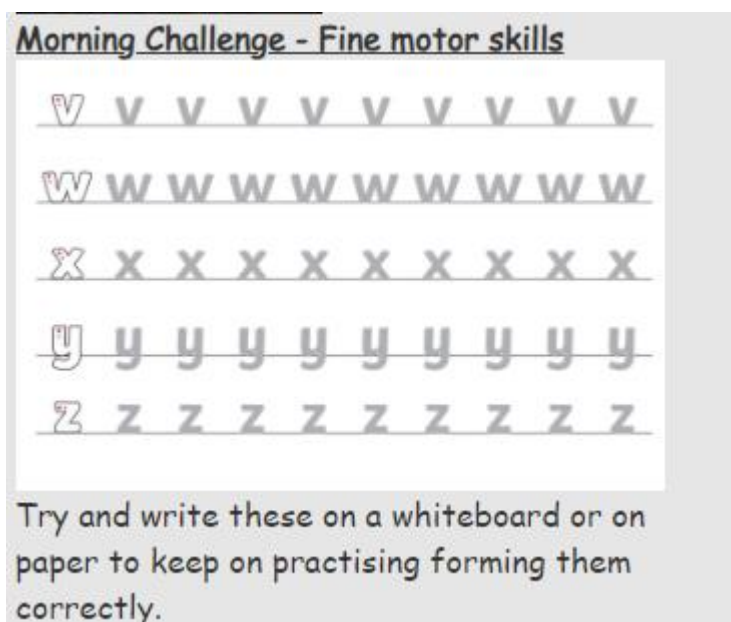
You will also be able to access the shared blogs: Frozen planet, this is where daily blogs will be posted. You may also be directed to the other blogs that are available or you can take a look at them yourself. They have lots of lovely activities and games to try.



Each day there is a blog set on Purple Mash which is labelled with the week and date.



This will follow the routine suggested on the timetable and is split into AM & PM. The blog will include videos and extra information when completing the paper challenges given out in your home learning packs.



There will be a register taken online each morning and it is a great way of interacting with staff at school, sending in photographs, saying hello and asking any questions.

We also encourage you to email copies of your work to

reception@st-andrews-inf.calderdale.sch.uk

