





Bright Lights, Big City - Key Learning this half term

RE	English	Maths
<p>Children will learn that Christians believe:</p> <ul style="list-style-type: none"> God created the universe. The Earth and everything in it are important to God. God has a unique relationship with human beings as their creator and Sustainer. Humans should care for the world because it belongs to God. <p>Children will :</p> <ul style="list-style-type: none"> Write a prayer to say thank you for our amazing world. Talk and ask questions about how we should look after our amazing world. 	<p>In English this term we will:</p> <ul style="list-style-type: none"> Research and write about the Queen. Write comparative sentences about London transport. Write instructions for making bread. Write a diary entry. Use 'and' to extend our sentences. Consistently use full stops and capital letters in our work. Apply the Y1 common exception words independently. <p>In June, we will celebrate the Queen's Jubilee.</p> 	<p>In Maths this half term we will:</p> <ul style="list-style-type: none"> Recognise and represent numbers to 100. Count forwards and backward to 100 in 1's, 2's, 5's and 10's. Say one more and one less than any number to 100. Use number bonds to 10 and 20 with greater speed and recall. Compare numbers to 100 using the language greater than, less than, equal to. Solve one-step problems involving multiplication and division. Explore change & time, using the language of dates (days and months) and telling the time to the hour and half hour.
Books we will be reading	Science	Authors of the Month
<ul style="list-style-type: none"> Katie in London  <ul style="list-style-type: none"> Meerkat Mail Town Mouse & the Country Mouse Dick Whittington 	 <p>As Scientists we will:</p> <ul style="list-style-type: none"> Compare and group a variety of everyday materials based on their simple physical properties - including wood, glass, rock, metal and plastic. Use terms transparent, bendy, hard, soft. 	<p>Janet & Allan Ahlberg</p> 

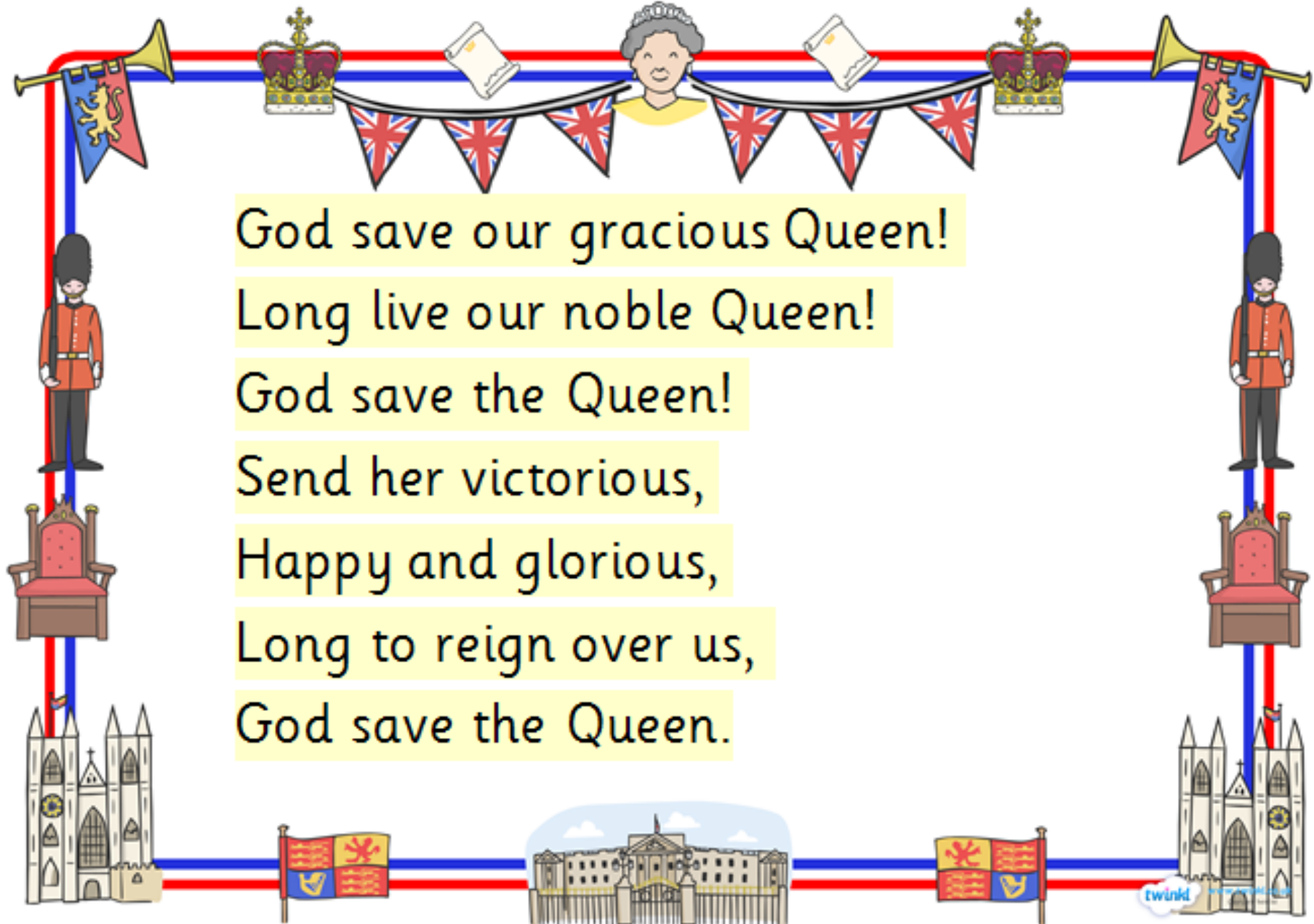
Sticky Knowledge

Parents/Carers can help children by discussing these essential facts and skills with their children.

Geography	History	Art and DT
As Geographers, we will: <ul style="list-style-type: none"> Know that London is the capital city of England and the UK and locate on a map. Locate London landmarks including the River Thames on a map. Name the 4 countries that make up the United Kingdom and the surrounding seas. Know that the United Kingdom is in Europe and make comparisons between Europe and Africa. Know the difference between a village, town and city. 	As historians, we will be: <ul style="list-style-type: none"> Know the difference between past and present. Use a simple timeline to order the events of the 'Great Fire of London'. Recall an event from the past, nationally – The Great Fire of London. Obtain information from an historical source - Samuel Pepys' Diary. 	As artists and designers, we will: <ul style="list-style-type: none"> Use charcoals and drawing pencils to sketch London landmarks making light and dark lines. Follow instructions to make and shape bread. Join recycled materials creatively to build a Tudor house model to create our own Pudding Lane.
Vocabulary		
town city village capital London landmark light dark	shade print past in the past materials hard soft transparent opaque bendy rigid waterproof stretchy	rough, smooth Royal/royalty queen prince princess monarch celebration jubilee



The National Anthem



God save our gracious Queen!

Long live our noble Queen!

God save the Queen!

Send her victorious,

Happy and glorious,

Long to reign over us,

God save the Queen.