




The Enchanted Woodland - Key Learning this term

RE	English	Maths
<p><u>Why is Easter Important to Christians?</u></p> <p>Will explore the Easter story and Easter traditions. Learning about the message of new life. We will be discussing resurrection and that Christians believe in life after death.</p>	<p>Lots of topic linked writing this half term, including:</p> <ul style="list-style-type: none"> • A recount of a woodland walk • Non-fiction information booklet about animals • Question writing • Instruction writing • Imaginative woodland story writing. 	<p>This term we will be teaching:</p> <ul style="list-style-type: none"> • Addition and subtraction • Place value up to 50 <p>We constantly rely on our number bond knowledge of numbers to 10 and 20 and the skills of counting in 2s, 5s and 10s.</p>
Text Spine	Author of the Month	Additional skills
<p>Key Books we will be reading this term are:</p>  <ul style="list-style-type: none"> ✓ Owl Babies ✓ Hansel & Gretel ✓ The Disgusting Sandwich <p>Other stories with woodland characters and settings.</p> <p>In addition, we will be reading non-fiction books to learn facts about trees and woodland animals.</p>	<p>Emily Gravett is our Author of the Month as her books link well with our topic of Woodland Creatures and keeping the countryside tidy!</p> 	<p>In PSHE this half term, our topic is 'Healthy Me'.</p>  <p>We will be learning about being healthy, making healthy choices, keeping clean, medicine safety, road safety and being happy.</p> <p>We will be having a very exciting visitor in school of the feathered kind.</p> <p>Can you guess who it might be?</p>

Sticky Knowledge

Parents/Carers can help children by discussing these essential facts and skills with their children.

Science

As scientists, we will be:

- ✓ Observing and classifying living things, sorting and grouping them based on their features.
- ✓ Identifying and naming a variety of common wild and garden plants, including deciduous and evergreen trees.
(Can you name some trees and plants together on your walk to school?)
- ✓ Asking simple scientific questions.
(What are buds?)
- ✓ Identifying and describing the basic structure of a variety of common flowering plants, including trees.
- ✓ Performing simple tests such as planting seeds and observing changes over time.

DT& Art

As designers, we will be:

- ✓ Using a range of materials creatively to design and make products such as a tree boggart out of clay.
- ✓ Selecting appropriate materials to build a nest for an animal.
- ✓ Designing and making edible fairy treats for a party.
- ✓ Designing and making a woodland crown using natural materials.

As artists, we will:

- ✓ Observing and drawing British flowers
- ✓ Mixing secondary colours to paint woodland creatures.
- ✓ Using pattern, texture, colour and shape to create a piece of woodland art.
- ✓ Using natural materials to create a sculpture inspired by Andy Goldsworthy.

Geography

Following our walk in the local park and woods, we will be studying maps, online and in paper) to view our route.

We will name the streams and rivers in the local area.

The children will create their own map of our woodland walk.

To develop their map work further, the children will create imaginary woodland maps, and then create imaginary miniature woodland in school.