


Bright Lights, Big City - Key Learning this half term

RE	English	Maths
<p>Who made the world?</p> <p>-Recognise that 'creation' is the beginning of the big story of the Bible.</p> <p>-I can talk about the natural world and who might have created this.</p>	<p>In English this term we will:</p> <ul style="list-style-type: none"> • research and write about the Royal family. • write comparative sentences about London transport. • write instructions for making bread. • write a diary entry. • use 'and' to extend our sentences. • consistently using full stops and capital letters in our work. • spell the Y1 common exception words. 	<p>In Maths this half term we will:</p> <ul style="list-style-type: none"> • count money in, 2s, 5s and 10s. • use number bonds to 10 and 20 with greater speed and recall. • solve one-step problems involving multiplication and division. • find half, then a quarter of an amount. • mass and volume. • place value within 100. • time o'clock half past.

Books we will be reading	Science	Author of the Month
--------------------------	---------	---------------------

- Katie in London



- Meerkat Mail
- Town Mouse & the Country Mouse
- Dick Whittington

Science




As Scientists we will

Compare and group a variety of everyday materials based on their simple physical properties. Including wood, glass, rock, metal and plastic. Use terms transparent, bendy, hard, soft. We will look at London landmarks, past and present and see how materials have changed over time.

Author of the Month

Janet & Allan Ahlberg



Sticky Knowledge

Parents/Carers can help children by discussing these essential facts and skills with their children.

Geography

History

Art and DT

As geographers, we will:

- Know that London is the capital city of England and the UK and locate on a map.
- Locate London landmarks including the River Thames on a map.
- Name the 4 countries that make up the United Kingdom and the surrounding seas.
- Know that the United Kingdom is in Europe and make comparisons between Europe and Africa.
- Know the difference between a village, town and city.

As historians, we will be:


- Know the difference between past and present.
- Use a simple timeline to order the events of the Great Fire of London.
- Recall an event from the past, nationally – The Great Fire of London.
- Obtain information from an historical source - Samuel Pepys' Diary.
- Create artefacts linked to the Great Fire.

As artists and designers, we will:

- Make drawings of London landmarks.
- Create buildings with markers, crayons, paint mixing and collage.
- Look at the work of Artist James Rizzi.
- Follow instructions to make and shape bread.
- Join recycled materials creatively to build a Tudor house model to create our own Pudding Lane.

Vocabulary
 village town city
 London capital
 landmark
 Royal/royalty
 king monarch
 prince princess
 past in the past

materials
 hard soft
 transparent opaque
 bendy rigid stretchy
 waterproof rough smooth
 celebration
 coronation



London Eye



Tower of London



The Gherkin



Big Ben



Tower Bridge