

Key learning this term – Year 2 – Wriggle & Crawl

RE


What do Christians believe God is like?

The children will learn about the story of Jonah. They will use the story to help them describe what Christians believe God is like, by identifying the core beliefs and concepts studied. They will be able to give a simple description of what they mean to Christians today.

They will be encouraged to think, talk and ask questions about whether the ideas they have been studying mean something to them, give a good reason for the views and the connections they make and talk about what they have learnt.

English

In English, we will be reading 'Norman the Slug with the Silly Shell' and using this as a focus for writing, including:



- Sentence writing, using capital letters, full stops and adjectives
- Writing in the past tense
- Using the conjunction 'and'.

In handwriting, we will ensure all letters are formed correctly and of the correct size in relation to each other.

Maths



In Maths, the first topic is 'Investigating Number System', exploring place value to 100. The children will continue to develop their understanding of place value by writing tens and ones in numerals and words, understanding the value of digits. We will also be counting forwards and backwards in steps of 2, 3, 5 and 10. This will then help us to recall some multiplication and division facts for 2s, 5s and 10s.

Following this, we will be adding and subtracting two-digit numbers, looking at missing number problems and bonds to 10, 20 and 100.

Books we will be reading


Author of the Month

Lego Target 1 & 2



Eric Carle

The Very Hungry Caterpillar
The Very Busy Spider



Children will be asked to practise their Lego targets at home and be tested in school.

This will be recorded in your child's reading record.

Why not start by counting to 20, 50 or 100 and back in 1s.

Counting to 100 and back in 10s.

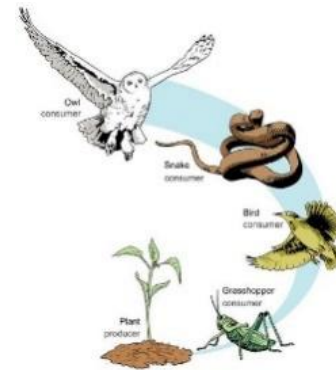
Sticky Knowledge

Parents/Carers can help children by discussing these essential facts and skills with their children.

As Scientists we will:

- Observe, name and classify minibeasts.
- Learn about animal lifecycles.
- Learn about how and where animals obtain their food and simple food chains.
- Learn about animal habitats and mini beast microhabitats.
- Observe and collect data, create bar charts and investigate which animals live where.

Butterfly Life Cycle



As Artists we will:

- Mix paints to create different tones and shades in a new unit called 'Mix It!'
- Record the micro-habitats we discover in different media, including sketching with pencils, creating shade and tone, and colour mixing paint.
- Evaluate our own work and the work of others by saying what we like and what could be improved.

As Designers we will:

As Geographers we will:

Work with fabric and beads to create our very own Norman the Slug.



As artists, we will be recording the micro-habitats we discover in different media, including sketching with pencils, creating shade and tone, and colour mixing paint.

We will explore symmetry of butterflies and create a collages and models of a lifecycle to show what we have learnt and share our learning with others.

- Draw an aerial map, including a key, showing where different insects and minibeasts live around school.
- Use basic geographical terms for human and physical features, when describing the environment. e.g. field, playground, hedgerow, soil, rocks, wall