

Key Learning this term – Year 2 – Land Ahoy

RE

Who am I and what does it mean to belong?

In this unit we will learn about Christianity and Islam. We will learn about ways in which believers put their beliefs into practice, and what the word sacred means.

Children will learn that Christianity is a living and diverse faith. By learning about other faiths, children will develop an informed and respectful attitude to religions and non-religious worldviews.

English

We have so much to learn about pirates in this topic which will give us exciting and purposeful reasons for writing, including:

Pirate story writing


Wanted Posters

Diary Writing

Message in a Bottle - letter writing

In grammar we will be learning about contractions (e.g. don't can't isn't) and possessive apostrophes (e.g. the pirate's ship).

Maths




We will start with a unit on money, making amounts in pounds and pence, adding in multiples of 2p, 5p, 10p 20p and finding change from 10p or £1. Then we will move on to multiplication and division. We will use arrays to solve any multiplication question.

Books we will be reading


Non-Fiction Books

We will be using Atlases and maps to find the route taken by Captain Cook.



Author of the Month

Johnny Duddle



The Pirate Cruncher

Class Read
Famous Five on Treasure Island

Maths Fluency & Lego Targets



We will continue to practise our counting in 2s, 5s and 10s. We will be aiming to become super secure at number bonds to 10 and 20.

Keep working on your Lego Targets!



Sticky Knowledge

Parents/Carers can help children by discussing these essential facts and skills with their children.

Science & Art	History	Geography																
<p>We will be exploring the survival needs and diet of pirates and people in a new Science unit 'Human Survival',</p> <p>What is the right amount of exercise/sleep/food needed to stay healthy</p> <p>How do pirates (and children) keep clean?</p> <p>Art we will be exploring use of shade to create mood and tone to create accurate colours for our self 'pirate' portraits and still life paintings.</p> <p>We will print patterns to create a pirate flag using a printing block and printing techniques.</p>	<p>We will be discovering difference between past and present and the 'golden age' of the pirate.</p> <p>We will use phrases such as a long time ago, centuries ago when discussing passing of time.</p> <p>We will be comparing aspects of life now and in the past.</p> <p>We will learn about a significant historical figure and their contribution to national or international history. Including James Cook and Grace Darling.</p> <p>Who were the famous explorers who sailed the world discovering new lands?</p> <p>Where did they go and what did they find there and what did it teach us?</p> <p>Did anything stand in their way or make their voyage difficult?</p>	<p>We will name and locate the continents and oceans of the world, including the seas around the UK.</p> <p>We will identify hot and cold areas of the world, in relation to the equator, the north and south poles and look at the characteristics of different countries.</p> <p>We will follow a map and use compass directions.</p> 																
<p>Can you...</p> <p>Read a pirate story and bring it to school to share.</p> <p>Learn some pirate 'speak' – Ahoy there!</p> <p>Find out about a famous ship and share your findings with the class.</p> <p>Visit your local library to read and borrow story and information books about the sea.</p> <p>Find and learn some pirate jokes. Practise reading them at home to perform in school and make your pirate friends laugh!</p> <p>Look at holiday brochures or travel websites and talk about holiday destinations around the world.</p> <p>Which seas or oceans are close to each destination? Locate them on a world map noting their location in relation to the Equator and the North and South Poles. How does the location affect the weather? What might the weather be like? Where would you most like to go?</p>		<p>Vocabulary for this topic</p> <table><tr><td>crew</td><td>The workers on a pirate ship</td></tr><tr><td>treasure</td><td>Precious gold and jewels that a pirate might be buried in a treasure box.</td></tr><tr><td>diet</td><td>The food eaten by a person</td></tr><tr><td>hygiene</td><td>Keeping your body clean (hair, teeth, hands, nails, bottoms) is having good hygiene.</td></tr><tr><td>explorer</td><td>A person who goes looking for new places.</td></tr><tr><td>equator</td><td>An imaginary ring around the middle of the world where it is the hottest.</td></tr><tr><td>pirate</td><td>A person who attacks and robs ships. Lots of the famous pirates we know of were alive 200-300 years ago.</td></tr><tr><td>pirate speak</td><td>scallywag, landlubber, aye, avast!, land-ho, ahoy...</td></tr></table> 	crew	The workers on a pirate ship	treasure	Precious gold and jewels that a pirate might be buried in a treasure box.	diet	The food eaten by a person	hygiene	Keeping your body clean (hair, teeth, hands, nails, bottoms) is having good hygiene.	explorer	A person who goes looking for new places.	equator	An imaginary ring around the middle of the world where it is the hottest.	pirate	A person who attacks and robs ships. Lots of the famous pirates we know of were alive 200-300 years ago.	pirate speak	scallywag, landlubber, aye, avast!, land-ho, ahoy...
crew	The workers on a pirate ship																	
treasure	Precious gold and jewels that a pirate might be buried in a treasure box.																	
diet	The food eaten by a person																	
hygiene	Keeping your body clean (hair, teeth, hands, nails, bottoms) is having good hygiene.																	
explorer	A person who goes looking for new places.																	
equator	An imaginary ring around the middle of the world where it is the hottest.																	
pirate	A person who attacks and robs ships. Lots of the famous pirates we know of were alive 200-300 years ago.																	
pirate speak	scallywag, landlubber, aye, avast!, land-ho, ahoy...																	



