


Reception, Summer 1 - 2026
It's Alive (Mini-Beasts and Animals)



Key Learning this half term		
RE	Specific Areas	
	C&L Literacy	Maths
<p>Why is the word God so important to Christians?</p> <ul style="list-style-type: none"> • God is a name • I can talk about the meaning of VIP. I know that God is a VIP for Christians • I know that God's name must be respected and kept holy • Christians believe God is the creator of the universe • I can help to re-tell the story of creation • Christians believe God made our wonderful world and so we should look after it • I know that God created our wonderful world 	<ul style="list-style-type: none"> • Using past and present tense when speaking • Explains what they have been listening to • Explains what they have been listening to • CVCC & CCVC read and writing • Tricky words - I, the, to, no, go, he, she, we, me, was, saw, of • Writing basic sentences, showing awareness of finger spaces and full stops. • Writing for different purposes – list, labelling, diary, instruction and recounts etc. <p><u>Writing</u> We will continue to work on our transcription skills, writing letters as we work through the letter families. We will be using our Fred fingers to write words and look at sentence structure</p> <p><u>Names</u> We will be writing our names (with capital letters) and trying to make all our letters correctly formed and sitting on the line.</p>	<ul style="list-style-type: none"> • 3D shapes and using our 2D shape knowledge to explain what we can see • Counting to 20 • Building numbers beyond 10 • We will be playing number games and solving number problems to 20 • We will be completing number challenges in our maths area <div style="text-align: center;"> </div> <p style="text-align: center;">3D Shapes</p> <div style="display: flex; justify-content: space-around; align-items: flex-start;"> <div style="text-align: center;"> <small>square-based pyramid</small> </div> <div style="text-align: center;"> <small>triangular prism</small> </div> <div style="text-align: center;"> <small>cone</small> </div> <div style="text-align: center;"> <small>cuboid</small> </div> </div> <div style="display: flex; justify-content: space-around; align-items: flex-start; margin-top: 10px;"> <div style="text-align: center;"> <small>tetrahedron</small> </div> <div style="text-align: center;"> <small>cube</small> </div> <div style="text-align: center;"> <small>cylinder</small> </div> <div style="text-align: center;"> <small>sphere</small> </div> </div> <p style="text-align: center; font-size: small; color: blue;">twinkl</p>



Books we will be reading

The Very Hungry Caterpillar
The Trouble with Tadpoles
The bad tempered ladybird

The Gruffalo will be our main text books






We will also be looking at a range of non-fiction texts/information books

Farmer Duck and Click, Clack Moo will be our talk through stories.



Author of the half term

Martin Waddell



Things we will cover

Mini-beasts

Life cycles



Animal and habitats

Farm animals and Farm life

We will be watching real caterpillars turn into butterflies!

We will be having a special Gruffalo Tea and craft party

We will also be going on our School trip to the Farm

Personal, Social, Emotional Development	Expressive Art and Design	Physical Development															
<ul style="list-style-type: none"> Investigate problems with others Speak up and take a role in play <p>Jigsaw - Our topic is Relationships</p> <ul style="list-style-type: none"> My family and me Making friends and solving problems Falling out Managing feelings How to be a good friend 	<ul style="list-style-type: none"> Perform Rhymes and stories Brush techniques Taking different roles in play We will be acting out stories and taking the role of different characters. Looking at the work of Wassily Kandinsky (a famous artist) and recreating our own similar pieces. We will be designing and making our favourite mini beasts 	<p>Gross motor skills</p> <p>We will be following our REAL PE and developing our balancing skills</p> <ol style="list-style-type: none"> I can sit holding hands with toes touching, lean in together then apart. I can sit holding 1 hand with toes touching, lean in together then apart. I can sit holding hands with toes touching and rock forwards, backwards and side-to-side.  <div data-bbox="1809 400 2123 563"> <p>Learning Goals</p> <p><small>SOME</small> I can explore and describe different movements.</p> <p><small>MANY</small> I can explore different movements.</p> <p><small>ALL</small> I can observe and copy others.</p> </div> <p>Fine motor skills</p> <ul style="list-style-type: none"> Using a pencil correctly Using scissors and other tools carefully Forming all our letters correctly 															
Key Vocabulary	Mini Topic	Sounds to learn															
<p>Mini Beasts – creatures without backbones</p> <p>Life cycles – Changes that happen to living things.</p> <p>Farm/ farmyard- a place where plants and animals live and grow.</p> <p>Farm vehicles- a type of machine use to help plants and care for animals on the farm.</p> <p>Farmer- someone who looks after animals and plants.</p> <p>Animals – a living thing that can move and eat and react to the world.</p>	<p>We will be covering a mini topic on Oral Health. This will enable us to learn about the importance of looking after our teeth, how to brush properly and visiting the dentist!</p> 	<p>Speed Sounds, Set 2</p> <table border="1"> <tr> <td>ay may I play?</td> <td>ee what can you see?</td> <td>igh fly high</td> <td>ow blow the snow</td> <td>oo poo at the zoo</td> </tr> <tr> <td>oo look at a book</td> <td>ar start the car</td> <td>or shut the door</td> <td>air that's not fair</td> <td>ir whirl and twirl</td> </tr> <tr> <td></td> <td></td> <td></td> <td>ou shout it out</td> <td>oy toy for a boy</td> </tr> </table>	ay may I play?	ee what can you see?	igh fly high	ow blow the snow	oo poo at the zoo	oo look at a book	ar start the car	or shut the door	air that's not fair	ir whirl and twirl				ou shout it out	oy toy for a boy
ay may I play?	ee what can you see?	igh fly high	ow blow the snow	oo poo at the zoo													
oo look at a book	ar start the car	or shut the door	air that's not fair	ir whirl and twirl													
			ou shout it out	oy toy for a boy													